



Schweizer Meisterschaften Kunstturnen Mannschaften

Neuhofturnhalle Lenzburg

19. und 20. September 2015



Nationalliga A - Männer

Rang	Name	Jahrg.							Total	
1	Zürich 1		44.050 1	39.850 2	42.450 2	43.400 2	43.600 1	43.100 2	256.450	G
	Eddy YUSUF	1994	6.3 14.550	5.5 12.950	5.6 14.400	6.0 14.750	6.4 15.150	5.9 14.200	35.7 86.000	
	Marco RIZZO	1992	6.2 15.200	5.9 13.550	6.1 14.200	5.6 14.850	6.0 12.800	5.9 14.850	35.7 85.450	
	Henji MBOYO	1998	5.4 14.300	5.1 13.350	5.4 13.850	4.4 13.550			20.3 55.050	
	Sascha CORADI	1996	6.2 13.650			5.2 13.800	5.8 13.300	5.2 12.400	22.4 53.150	
	Pascal BUCHER	1989		5.8 12.950			6.6 15.150	5.7 14.050	18.1 42.150	
2	Aargau 1		42.100 2	41.650 1	42.950 1	43.450 1	41.550 2	43.850 1	255.550	S
	Christian BAUMANN	1995	5.7 14.350	5.9 14.250	5.5 14.350	5.2 14.600	6.4 15.700	6.2 15.100	34.9 88.350	
	Oliver HEGI	1993	5.6 14.200	6.3 13.550	4.9 14.300	5.2 14.250	5.5 12.900	6.6 14.800	34.1 84.000	
	Michael MEIER	1992	3.5 7.100	4.9 12.850	5.4 14.300	5.2 14.600	5.5 12.950	5.6 12.850	30.1 74.650	
	Severin ROHRER	1992	5.5 13.550	6.1 13.850			5.6 11.600	5.4 13.950	22.6 52.950	
3	Zürich 2		41.150 3	38.300 3	40.100 4	41.150 4	38.850 5	41.150 3	240.700	B
	Marco PFYL	1997	5.1 13.750	5.1 12.800	5.0 13.400	5.2 14.200	5.4 13.600	5.2 13.500	31.0 81.250	
	Adrian PFIFFNER	1996	5.1 13.350	4.6 12.950	4.5 13.300	4.4 13.500	4.6 11.850	4.9 13.450	28.1 78.400	
	Moreno KRATTER	1998	5.5 14.050	3.3 8.550	4.7 13.400	3.6 11.850	4.8 12.900	5.8 14.200	27.7 74.950	
	Marc SCHUMACHER	1997	5.0 12.000		4.5 12.800	4.4 13.450			13.9 38.250	
	Tim RANDEGGER	2000		4.9 12.550			4.2 12.350	4.4 11.350	13.5 36.250	
4	Ostschweiz 1		40.400 4	36.250 4	40.050 5	41.450 3	39.600 3	38.800 4	236.550	
	Pablo BRÄGGER	1992	6.5 14.700	5.2 11.300	4.9 13.400	5.2 13.850	6.0 14.300	6.4 13.900	34.2 81.450	
	Nicola GRABER	1995	5.9 12.800	4.4 11.700	4.5 12.850	4.4 13.300	5.6 12.050	4.9 11.900	29.7 74.600	
	Manuel KAST	1995	5.8 12.900		4.7 13.250	5.2 14.300	4.9 11.900	4.3 12.400	24.9 64.750	
	Fabian BISCHOFBERGER	1998		4.8 13.250	4.9 13.400		4.8 13.250	4.8 12.500	19.3 52.400	
	Nando PALLECCHI	2000	4.9 11.350	3.8 11.000					8.7 22.350	
5	LU/OW/NW 1		39.900 5	35.650 5	37.800 6	39.200 6	39.600 3	38.500 5	230.650	
	Kevin ROSSI	1990	5.9 14.550	5.8 12.550	5.7 13.250	5.2 14.000	5.9 14.250	5.9 14.300	34.4 82.900	
	Fabien HERZOG	1999	5.1 13.450	4.0 7.850	4.6 12.250	4.4 13.500	4.0 11.950	4.5 12.800	26.6 71.800	
	Dominic TAMSEL	2000	4.4 11.900	4.7 11.450	4.2 12.300		4.0 12.550	3.9 10.600	21.2 58.800	
	Iman CLAYTON	2003		3.4 11.650	3.2 11.900		4.1 12.800		10.7 36.350	
	Jonas HUWYLER	2002	4.3 11.900			3.0 11.700		2.8 11.400	10.1 35.000	
6	Solothurn 1		38.300 6	34.800 6	40.350 3	40.300 5	37.000 6	37.700 6	228.450	↓
	Manuel SUTTER	1993	5.3 13.450	4.6 12.100	4.4 13.100	4.4 13.700	4.9 12.800	5.1 13.600	28.7 78.750	
	David FÜRST	1994	4.9 12.900	4.6 10.150	6.4 14.700	4.4 13.400	5.0 12.300	3.7 11.700	29.0 75.150	
	Lucas HILTON	1995	5.1 11.950		4.6 12.550	4.4 13.200	4.2 11.900	5.0 12.400	23.3 62.000	
	Joel MORET	1999	4.1 10.850		4.1 12.400	4.4 13.150			12.6 36.400	
	Noah BITTERLI	2001		3.1 9.900			4.3 9.500	2.8 11.400	10.2 30.800	
Tobias STÖCKLI	1998		4.1 12.550					4.1 12.550		



Schweizer Meisterschaften Kunstturnen Mannschaften

Neuhofturnhalle Lenzburg

19. und 20. September 2015



Nationalliga B - Männer

Rang	Name	Jahrg.							Total	
1	Schaffhausen		41.100 1	38.650 1	40.200 2	42.950 1	40.850 1	39.150 1	242.900	↑
	Marco WALTER	1994	6.1 14.300	5.1 12.600	4.5 13.250	5.6 14.850	5.2 13.650	3.8 12.900	30.3 81.550	
	Richie WANNER	1994	6.0 12.650	4.8 9.450	4.9 13.150	5.2 14.400	5.8 13.900	5.6 12.750	32.3 76.300	
	Taha SERHANI	1995	5.4 14.150	5.6 14.050	5.5 13.800		5.8 13.300	6.0 13.500	28.3 68.800	
	Fabio STRAUSS	1999	4.6 10.300		4.4 11.750	4.4 13.150			13.4 35.200	
	Christian DEHM	1992				4.4 13.700		4.6 11.100	9.0 24.800	
	Tim LEITENMAIR	1993		4.9 12.000			4.4 12.200		9.3 24.200	
2	Aargau 2		37.350 4	37.250 3	39.500 3	40.300 4	39.150 2	37.300 3	230.850	
	Andreas GRIBI	1998	4.5 11.900	4.9 12.750	4.5 13.600	4.4 13.450	5.1 13.100	4.6 13.250	28.0 78.050	
	Kristijan GOJKOVIC	1999	4.5 12.750	4.9 12.050	4.4 12.600	4.4 13.250	4.5 12.350	4.5 11.850	27.2 74.850	
	Nico NEESER	1999	4.7 11.550	5.3 12.450		4.4 13.150	4.3 12.200	3.3 11.500	22.0 60.850	
	Noe SEIFERT	1998	4.8 12.700		4.6 13.300		5.1 13.700	4.1 12.200	18.6 51.900	
	Lukas FELLMANN	1992			3.9 11.350	4.4 13.600			8.3 24.950	
	Cédric PFÄFFLI	1998		5.4 11.850					5.4 11.850	
3	NKL		38.450 3	34.750 4	40.500 1	41.200 2	37.300 4	38.350 2	230.550	
	Silas KIPFER	1999	5.6 14.200	3.7 11.100	4.9 13.850	5.2 14.100	4.7 12.950	5.0 13.150	29.1 79.350	
	Janick BRUNNER	1994	5.2 12.300	5.2 12.700	4.8 13.650	4.4 13.400	5.4 11.300	5.3 13.300	30.3 76.650	
	Jonas MUNSCH	1997	5.4 11.950	4.9 10.950	5.0 13.000	4.4 13.700	5.3 13.050	4.3 11.900	29.3 74.550	
	Luc BOURQUIN	1993	4.6 11.900			4.4 13.250	4.4 11.150		13.4 36.300	
	Kevin KUHNI	2003		3.2 10.600	1.9 11.450			2.3 9.100	7.4 31.150	
4	Ticino		36.550 5	38.400 2	37.250 4	40.200 5	35.800 6	35.200 5	223.400	
	Martino MOROSI	1999	4.5 11.650	4.7 12.600	4.6 12.550	4.4 13.600	4.6 12.600	4.7 12.800	27.5 75.800	
	Mattia PIFFARETTI	2002	4.3 12.600	4.5 12.900	4.4 12.250	3.0 11.800	3.4 10.200	2.5 10.200	22.1 69.950	
	Alessandro DANG	1990	4.2 11.550		4.3 12.450	4.8 13.850		4.0 11.600	17.3 49.450	
	Luca BOTTARELLI	2002	4.2 12.300	4.5 12.900		3.6 12.750	3.6 11.350		15.9 49.300	
	Pietro RIVA	2003		4.0 10.100			3.3 11.850	2.1 10.800	9.4 32.750	
	Colin BOSSHARD	2001			3.8 11.950				3.8 11.950	
5	Genève		39.950 2	34.700 5	34.300 6	40.600 3	38.200 3	33.100 6	220.850	
	Christopher TOMCIK	1993	5.3 13.650	4.7 13.300	5.3 14.450	4.4 13.350	5.4 13.250	4.2 10.550	29.3 78.550	
	Micha VOROBIEV	1992	4.1 12.600	3.5 10.850		4.4 13.500	3.7 12.800	3.6 12.150	19.3 61.900	
	Valentin LÜTHI	1996	4.0 12.550		3.3 11.250	3.6 12.400	4.0 12.150	2.7 10.400	17.6 58.750	
	Lamine DELORME	2001		4.1 10.550	3.3 8.600		3.5 8.250	3.2 10.350	14.1 37.750	
	Donovan FREI	1997	4.9 13.700			4.4 13.750			9.3 27.450	
	Théo EZHAR	2000		3.8 7.750					3.8 7.750	
6	Zürich 3		36.400 6	29.450 6	34.850 5	38.800 6	35.850 5	36.600 4	211.950	↓
	Fabian HÄFLIGER	1993	3.5 11.000	4.0 10.050	2.7 11.000	3.6 12.650	3.5 12.100	3.0 11.500	20.3 68.300	
	Kimon WEGMANN	1989	4.6 12.000	4.9 10.000	4.4 11.800	4.4 13.500		5.5 13.950	23.8 61.250	
	Peter FISCHER	1985	4.2 12.600		3.1 6.450	2.0 11.000	3.9 12.350	3.9 11.000	17.1 53.400	
	Oliver EGLI	1987	4.0 11.800		3.8 12.050	3.6 12.650	3.2 11.400		14.6 47.900	
	Ian DE SCHOENMACKER	1988		2.9 9.400				2.5 11.150	5.4 20.550	
	Pascal HÄFLIGER	1990		3.0 8.350			3.1 10.700		6.1 19.050	



Schweizer Meisterschaften Kunstturnen Mannschaften

Neuhofturnhalle Lenzburg

19. und 20. September 2015



Nationalliga C - Männer

Rang	Name	Jahrg.							Total	
1	Bern 1		35.550 5	35.150 2	37.450 2	41.450 1	38.450 1	37.250 1	225.300	↑
	Claudio CAPELLI	1986	6.0 12.700	5.1 13.100	5.1 13.950	5.6 14.500	6.1 15.100	6.0 13.650	33.9 83.000	
	Andrin FREY	2000	4.8 12.300	4.1 11.050		5.2 14.300	3.8 11.050	4.2 12.050	22.1 60.750	
	Sirius KOUSADIANOS	1999		3.7 11.000	4.4 11.900	3.6 12.600	4.3 12.300	2.0 9.900	18.0 57.700	
	Remo BRECHBÜHL	1992	3.8 9.700	3.6 9.900	3.5 11.600		3.5 10.350	3.8 11.550	18.2 53.100	
	Erich ARTSRUNI	2000	4.3 10.550			3.6 12.650			7.9 23.200	
2	Ostschweiz 2		37.550 2	33.800 4	36.800 3	41.200 2	36.800 3	35.350 2	221.500	
	Sandro BRÄNDLE	1997	4.8 13.700	3.2 11.450	3.8 12.250	5.2 14.600	3.5 13.050	2.8 11.600	23.3 76.650	
	Christian KOPP	1995		4.4 12.300	4.1 12.450	4.4 13.350		3.3 11.650	16.2 49.750	
	Daniel SUHNER	1988	3.8 12.200	3.7 10.050			3.5 9.450	3.0 10.550	14.0 42.250	
	Christoph SCHERRER	1996	3.6 11.050	3.7 7.250	3.4 11.550		3.1 11.450		13.8 41.300	
	Niels FULDER	2001	3.7 11.650			4.4 13.250	3.3 12.300		11.4 37.200	
	Martin STRUB	1984			3.9 12.100	3.6 12.300		4.0 12.100	11.5 36.500	
3	Neuchâtel		38.350 1	34.250 3	38.500 1	38.100 3	37.800 2	33.350 4	220.350	
	Nathan BÖSIGER	1995	4.1 13.250	3.0 11.650	4.0 12.900	4.4 13.050	3.5 12.600	4.0 10.950	23.0 74.400	
	Jonathan HAENNI	1998	3.6 12.200	3.5 11.300	4.4 12.600	3.6 12.650	3.0 12.550	2.7 11.100	20.8 72.400	
	Davide MAZZOLA	1999		3.6 10.600	4.0 13.000	3.6 12.400	3.8 12.650	2.9 10.900	17.9 59.550	
	Joey PERDRIZAT	2000	4.0 12.800		3.5 11.250	3.6 12.250	3.8 10.900	3.1 11.300	18.0 58.500	
	Antoine AMEZ-DROZ	2001	3.8 12.300						3.8 12.300	
	Maxime LAUTENBACHER	1997		3.0 11.300					3.0 11.300	
4	Zürich 4		36.750 3	35.650 1	34.700 4	36.200 5	34.250 6	34.150 3	211.700	
	Sonam BÜWANG	2002	4.4 11.750	4.4 12.050	2.9 11.400	3.0 11.600	3.6 10.600	2.4 10.750	20.7 68.150	
	Kay SCHLATTER	2002	4.3 12.300	4.7 11.550	4.3 11.050	3.2 12.800	4.3 9.800	2.4 10.600	23.2 68.100	
	David BONT	2002	4.5 12.700	3.8 9.850	2.3 10.000	3.0 11.800	4.1 11.650	2.0 10.500	19.7 66.500	
	Ian RAUBAL	2001			3.4 12.250		4.2 12.000	4.6 12.800	12.2 37.050	
	Marc HEIDELBERGER	2002	4.4 10.350			2.8 11.550			7.2 21.900	
	Benjamin PFYFFER	2002		4.2 12.050					4.2 12.050	
5	LU/OW/NW 2		35.600 4	30.150 5	33.300 5	35.600 6	34.900 5	31.200 5	200.750	
	Jonas SCHMIDIGER	1998	4.1 11.450	3.0 9.800		3.6 12.300	3.3 11.950	2.5 10.700	16.5 56.200	
	Michael FISCHER	1990	4.5 11.700		3.4 9.850	3.6 12.450	3.5 11.550	1.7 5.950	16.7 51.500	
	Aron SPIGAGLIA	1995		4.1 10.850	3.0 11.850		4.4 11.400	2.6 11.100	14.1 45.200	
	Joel ETLIN	1998	4.2 12.200	2.8 6.200	4.0 11.600		3.1 11.300		14.1 41.300	
	Roman ELMIGER	1997	3.9 11.700			2.8 10.850			6.7 22.550	
	Nils LANG	1999		3.1 9.500				1.9 9.400	5.0 18.900	
6	Vaud		34.850 6	24.000 6	33.200 6	37.600 4	35.650 4	30.950 6	196.250	
	David GACON	1999	3.6 11.200	2.9 7.600	3.2 11.050	3.6 12.500	2.9 12.400	2.5 10.450	18.7 65.200	
	Théo KENKLIES	2000	3.6 11.650	3.0 8.750	2.6 10.850	3.0 11.800	3.3 10.600	1.8 9.800	17.3 63.450	
	David DEMARTINI	1994	4.5 12.000	2.2 3.350	4.0 11.300	4.4 13.300	2.9 12.200	2.4 10.700	20.4 62.850	
	Julien GRANDIN	1997		2.9 7.650	1.8 9.300		2.8 11.050		7.5 28.000	
	Sylvain GRANDIN	1999	3.1 10.750					1.7 9.300	4.8 20.050	
	Estebann TISSOT	2001				2.8 10.400			2.8 10.400	
7	Bern 2		32.650 7	23.050 7	30.700 7	34.650 7	33.500 7	30.000 7	184.550	
	Nicolas MÜLHAUSER	1994	4.5 12.050	3.6 8.850		4.4 13.200	3.7 11.800	2.3 10.150	18.5 56.050	
	Florian SOMMER	1995	3.3 9.950		2.5 10.450	2.8 10.850	2.9 8.150	2.4 8.900	13.9 48.300	
	Melchior FRICK	1998	3.4 10.550	2.2 5.350	1.8 9.900			1.7 8.150	9.1 33.950	
	Yan MÜLLER	1995		1.6 1.600	1.7 10.350	2.0 10.600	3.0 10.900		8.3 33.450	
	Stefan JUKER	1997		2.9 8.850			3.1 10.800	2.5 10.950	8.5 30.600	
	Adrian EGGER	1996	2.4 10.050		1.9 9.800	2.8 10.050			7.1 29.900	







Schweizer Meisterschaften Kunstturnen Mannschaften

Neuhofturnhalle Lenzburg

19. und 20. September 2015



Nationalliga A - Frauen

Rang	Name	Jahrg.					Total		
1	Ticino 1		40.450 2	37.050 1	41.600 1	39.600 2	158.700		G
	Ilaria KAESLIN	1997	5.0 13.650	4.3 12.300	5.4 14.300	5.4 13.900	20.1	54.150	
	Thea BROGLI	2000	5.0 13.800	4.0 12.500	5.0 13.300	4.5 12.750	18.5	52.350	
	Caterina BARLOGGIO	1996	4.6 13.000	5.2 12.250	5.2 14.000	5.0 12.950	20.0	52.200	
	Nina FERRAZZINI	2003	4.0 13.000	2.7 10.950	3.9 11.200	3.9 11.500	14.5	46.650	
2	Aargau 1		41.750 1	36.250 3	39.750 2	40.750 1	158.500		S
	Leonie MEIER	2002	5.0 13.950	5.0 11.500	5.1 13.450	5.1 13.750	20.2	52.650	
	Anina WILDI	2002	4.6 13.800	4.9 11.850	5.1 13.150	5.1 13.550	19.7	52.350	
	Laura SCHULTE	1997	5.0 13.950	5.0 12.900	4.7 11.550	5.1 13.450	19.8	51.850	
	Jessica DIACCI	1994	5.0 13.850	5.0 11.500	4.5 13.150	4.9 13.150	19.4	51.650	
3	Zürich 1		39.150 4	36.800 2	38.900 3	38.750 3	153.600		B
	Lynn GENHART	2001	4.4 12.900	5.0 12.400	5.2 13.550	4.9 13.200	19.5	52.050	
	Nicole HITZ	1997	4.6 13.350	3.9 9.350	5.1 13.050	5.1 13.250	18.7	49.000	
	Stéphanie SIEGENTHALER	1998	4.0 12.900	4.8 13.200	5.0 11.550		13.8	37.650	
	Nadina SPIESS	2003	4.0 12.850		4.3 12.300	3.8 11.750	12.1	36.900	
	Julianna CSANYI	2000		4.0 11.200		4.4 12.300	8.4	23.500	
	Justina ØYO	2002							
4	St. Gallen 1		39.800 3	32.200 4	38.050 4	38.500 4	148.550		
	Giulia STEINGRUBER	1994	5.0 14.350	5.6 14.150	5.9 14.650	5.7 14.550	22.2	57.700	
	Francesca NOCITA	2003	4.2 12.500	1.9 9.550	3.9 11.950	4.5 12.050	14.5	46.050	
	Alicia RECHSTEINER	2003	4.2 12.700	2.0 8.200	4.6 11.250	3.7 11.900	14.5	44.050	
	Anouk STEINER	1999	4.2 12.750		3.8 11.450	3.8 11.150	11.8	35.350	
	Tabea BROCHIER	1999		1.4 8.500			1.4	8.500	
5	Genève		38.200 5	31.150 6	35.750 5	35.900 5	141.000		
	Maeva STEFANUTTO	2000	4.0 12.800	4.4 11.800	4.6 12.750	4.5 12.450	17.5	49.800	
	Tessa LÜTHI	1998	4.2 12.800	3.8 9.650	3.8 11.600	4.4 12.050	16.2	46.100	
	Lou STEFFEN	2004	4.0 12.600	1.9 9.700	3.4 9.200		9.3	31.500	
	Andrea MANRIQUE	2001			4.1 11.400	3.9 11.400	8.0	22.800	
	Alicia ONOMOR	2001	4.2 12.300	1.1 8.850			5.3	21.150	
	Sonia SCHMID	2000				3.6 11.100	3.6	11.100	
6	NKL Liestal		37.800 6	31.750 5	32.550 6	35.600 6	137.700		↓
	Fabienne STRUB	2001	4.6 13.300	4.7 11.450	4.1 11.750	4.9 12.800	18.3	49.300	
	Alessia SCARITI	2002	4.2 12.650	3.9 10.950	4.5 11.400	4.2 10.750	16.8	45.750	
	Lynn SCHULZ	2001	4.0 11.850	4.7 8.800	3.8 9.400	4.5 12.050	17.0	42.100	
	Vivien URFER	1998	4.0 11.600			3.1 10.000	7.1	21.600	
	Camille SEIDEL	1999		1.3 9.350	3.4 9.250		4.7	18.600	



Schweizer Meisterschaften Kunstturnen Mannschaften

Neuhofturnhalle Lenzburg

19. und 20. September 2015



Nationalliga B - Frauen

Rang	Name	Jahrg.					Total	
1	Bern 1		38.200 3	32.150 1	32.150 3	35.750 1	138.250	↑
	Yasmin TRACHSEL	1992	4.4 12.300	4.2 11.350	3.9 10.950	3.7 11.700	16.2 46.300	
	Elea MOSIMANN	2001	4.4 13.300	2.6 10.150	4.1 9.150	4.4 12.150	15.5 44.750	
	Aline BOSS	1996	4.2 12.600	3.4 9.900		3.9 11.900	11.5 34.400	
	Silja KUMMER	2003	4.2 11.900		3.7 10.400		7.9 22.300	
	Alena SOMMER	2003			3.9 10.800	3.3 11.100	7.2 21.900	
	Aline BAUMGARTNER	2003		2.7 10.650			2.7 10.650	
2	Thurgau 1		38.050 4	29.600 3	34.000 1	35.050 2	136.700	
	Jeannine KÜNZLE	1999	4.2 12.550	2.0 10.250	3.6 11.650	3.8 11.650	13.6 46.100	
	Fiona KELLER	1999	4.2 12.750	4.0 9.900	4.0 11.600	3.7 11.500	15.9 45.750	
	Giulia ZILIANI	2003	4.2 12.650	2.0 9.450	3.3 10.750	3.5 10.750	13.0 43.600	
	Ylenia HAHN	2001	4.2 12.650	1.7 4.850	3.3 9.950	4.4 11.900	13.6 39.350	
3	Ticino 2		36.750 5	29.900 2	32.850 2	33.450 4	132.950	
	Giulia RIZZI	2004	4.2 12.750	0.9 9.300	3.0 11.000	3.5 11.350	11.6 44.400	
	Alessia PAGNAMENTA	2003	2.4 11.350	1.4 10.550	3.5 10.400	3.6 11.300	10.9 43.600	
	Jennifer BORRIELLO	2003	4.2 12.650	2.8 10.050	3.4 9.900	3.1 10.600	13.5 43.200	
	Melissa RODONI	2004	2.4 11.300			2.9 10.800	5.3 22.100	
	Lena BICKEL	2004		1.1 7.700	2.8 11.450		3.9 19.150	
4	Aargau 2		38.400 2	26.400 5	31.350 4	34.250 3	130.400	
	Stefanie SIEGFRIED	2000	4.4 13.200	2.2 8.700	2.9 9.050	3.5 11.250	13.0 42.200	
	Vivienne BITTER	2000	4.2 12.900	2.2 10.000	4.1 10.750		10.5 33.650	
	Deborah BALTES	1997	4.0 12.300	2.0 7.700		4.2 11.650	10.2 31.650	
	Nina RINDERKNECHT	1996		2.4 7.350	3.7 9.600	3.7 11.350	9.8 28.300	
	Carina ASCHWANDEN	2000			2.9 11.000	3.5 11.100	6.4 22.100	
	Susan AL-YAFEI	1999	4.0 12.300				4.0 12.300	
5	Neuchâtel		38.850 1	26.450 4	31.000 5	33.200 5	129.500	
	Marion SOULIER	1997	4.2 13.000		2.8 10.650	3.3 10.900	10.3 34.550	
	Eva KÜBLER	1998	4.2 13.050		3.4 10.100	3.1 11.000	10.7 34.150	
	Ashton CLERC	2002	4.2 12.800	2.0 10.250	2.9 9.600		9.1 32.650	
	Agathe GERMANN	2004		1.1 8.650	3.1 10.250	2.7 11.050	6.9 29.950	
	Samantha DURUSSEL	1996	4.0 12.600	0.7 3.400		3.2 11.150	7.9 27.150	
	Maé LOSEY	2004		0.9 7.550			0.9 7.550	
6	Fribourg		36.400 6	20.650 6	28.200 6	30.250 6	115.500	↓
	Kim KOLLY	1999	4.2 12.800	1.1 7.150	2.9 9.350	3.4 10.550	11.6 39.850	
	Julie GAUDIN	1995	3.0 11.250	1.3 7.450	2.9 7.750	2.5 9.350	9.7 35.800	
	Charline MACHEREL	1996	3.0 11.550		3.0 10.650	3.2 10.350	9.2 32.550	
	Mara PFISTER	2001	4.0 12.050		2.5 8.200		6.5 20.250	
	Diane GRANDGIRARD	1999		1.0 6.050		2.2 9.300	3.2 15.350	
	Justine DOUSSE	2002		0.8 0.800			0.8 0.800	







Schweizer Meisterschaften Kunstturnen Mannschaften

Neuhofturnhalle Lenzburg

19. und 20. September 2015



Nationalliga C - Frauen

Rang	Name	Jahrg.					Total	
1	Thurgau 2		38.150 1	27.450 1	30.250 6	32.550 2	128.400	↑
	Lilli HABISREUTINGER	2004	4.2 13.100	2.0 10.350	3.1 10.300	3.3 11.100	12.6 44.850	
	Nina CABALZAR	1999	4.2 12.500	2.0 8.900	3.5 9.850	3.2 10.550	12.9 41.800	
	Céline BUHOLZER	1997	4.0 12.550	0.9 8.200	2.3 10.000	3.6 10.900	10.8 41.650	
	Brenda THALMANN	2002	2.4 11.000			2.7 10.000	5.1 21.000	
	Jana GERA	2004		1.0 5.750	2.9 9.950		3.9 15.700	
2	Bern 2		37.850 2	25.950 2	30.700 3	32.500 3	127.000	
	Anina ENZLER	2002	4.2 12.200	1.2 9.600	3.0 9.500	3.5 11.050	11.9 42.350	
	Mara BÜRKI	2002	4.2 12.950		2.7 10.500	3.0 9.650	9.9 33.100	
	Naomi INGOLD	2001		1.6 9.200	2.7 10.700	3.5 10.650	7.8 30.550	
	Eva SCHINDLER	2003	4.0 12.500			3.0 10.800	7.0 23.300	
	Chantal WÜHTRICH	2001	4.0 12.400	1.3 7.150			5.3 19.550	
3	Zürich 2		35.050 6	25.500 3	30.900 2	32.400 4	123.850	
	Alessia GRESSER	2003	3.8 11.700	1.1 8.950	3.1 10.850	3.0 11.300	11.0 42.800	
	Vivienne KAISER	2000	4.0 11.450		2.7 10.450	3.1 10.650	9.8 32.550	
	Kim KUHN	1996		1.1 7.550	3.2 9.600	3.1 10.450	7.4 27.600	
	Katja ROSSBERG	1989	3.4 11.700		2.5 9.300		5.9 21.000	
	Janine HITZ	1993	2.4 11.650	1.0 8.050			3.4 19.700	
	Alina MÄCHLER	2000		1.0 8.500		2.5 9.750	3.5 18.250	
4	Aargau 3		35.900 3	22.650 6	30.350 5	33.550 1	122.450	
	Valerie ROHNER	2001	4.0 12.200	0.9 7.750	2.7 9.950	3.2 10.950	10.8 40.850	
	Mai JENNI	2000	2.4 11.250	1.2 6.100	2.6 11.300	3.4 11.100	9.6 39.750	
	Delia HOTTINGER	1998	2.4 11.200	1.0 7.400	3.0 9.100		6.4 27.700	
	Laura HOHN	1998		1.8 7.500	2.9 8.350	3.5 11.500	8.2 27.350	
	Lorena REUSSER	2001	4.0 12.450			3.4 10.950	7.4 23.400	
5	Uri/Schwyz		34.600 8	23.500 4	29.950 7	31.100 6	119.150	
	Céline SIDLER	2000	3.8 12.300	1.3 9.450	3.1 9.950	3.8 11.750	12.0 43.450	
	Nina SCHULER	2000	3.0 11.000	1.0 7.600	2.4 10.550	2.5 10.100	8.9 39.250	
	Aline ASCHWANDEN	2002	3.0 11.300	0.8 6.450	2.5 9.450	2.1 9.250	8.4 36.450	
	Jana VOGL	2004	2.4 11.000	0.8 5.800	1.9 8.000	2.0 8.750	7.1 33.550	
6	Zürich 3		35.400 4	22.700 5	29.850 8	30.000 7	117.950	
	Indra MONSURATE	2000	3.0 11.700	0.9 8.100	1.9 9.250	2.7 10.000	8.5 39.050	
	Valerie STRUB	2001	4.0 11.050		2.6 10.100	3.4 10.500	10.0 31.650	
	Leandra BAUMGARTNER	2001	4.0 12.250		2.4 9.400	3.3 9.500	9.7 31.150	
	Luzia SCHULER	1999	3.0 11.450	1.1 6.750		2.1 9.000	6.2 27.200	
	Anna SCHULER	1997		1.0 6.950	2.7 10.350		3.7 17.300	
Romina SCHLÄPFER	2001		1.0 7.650			1.0 7.650		
7	Vaud		34.700 7	21.650 7	30.400 4	29.100 8	115.850	
	Geraldine PANCHAUD	1998	4.2 12.600	1.7 8.500	2.6 10.100	2.6 10.000	11.1 41.200	
	Mia ROMO	2002	2.4 10.950	1.3 5.900	2.6 10.150	1.9 9.800	8.2 36.800	
	Lena BROSSARD	2003	2.4 11.000		2.3 9.750	1.9 8.500	6.6 29.250	
	Celia DUPERTUIS	2004	2.4 11.100	0.7 1.400	2.3 10.150		5.4 22.650	
	Solene SAUGY	2002		1.5 7.250		2.1 9.300	3.6 16.550	
8	St.Gallen 2		35.350 5	17.900 8	30.950 1	31.350 5	115.550	
	Florence NUSSBAUMER	2000	4.2 12.550	0.9 7.850	3.2 10.050	3.4 10.600	11.7 41.050	
	Gabriela MILJAK	2003	4.0 11.100		2.5 10.450	3.2 10.600	9.7 32.150	
	Céline HUBER	2002	3.2 11.700	0.9 3.150		3.0 10.150	7.1 25.000	
	Elena MATTIOLI	2003	3.0 11.100	0.7 3.000	2.4 10.450		6.1 24.550	
	Maria GOJEVIC	2002			2.8 9.450	3.0 9.850	5.8 19.300	
	Noé BRENNER	2002		1.3 6.900			1.3 6.900	